



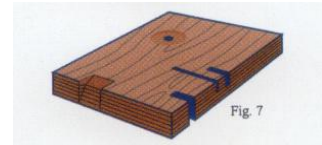



THIS SAFETY ALERT IS BROUGHT TO YOU BY *KENNISON FOREST PRODUCTS, INC.*

Evaluation and Visual Inspection

Prior to use each scaffold plank should be inspected by a qualified person*. Visual inspection, proper handling and storage are the best ways of ensuring safe performance of Solid Sawn and Laminated scaffold planks.

- **END SPLITS:** A separation that extends through the plank from face to face. If an end split exceeds in length equal to the width of the plank, cut back the plank to a useable length or remove the plank from service permanently.
- **SAW CUTS, DRILLED HOLES AND NOTCHES:** Saw cuts, drilled holes or notches will reduce the plank's load carrying capacity. These planks should be removed from service and inspected by a qualified person to see if the plank can be cut back to a useable length or remove the plank from service permanently.
- **EDGE SPLITS:** A separation of the narrow edge of the plank usually caused by forklift damage. If an open split is detected, remove the plank from service permanently.
- **DENTS, GOUGES AND DEPRESSIONS:** Dents may reflect internal structural damage. Remove from service and inspect by qualified person to see if the plank can be cut back to a useable length. If not remove from service permanently.
- **FACE BREAKS:** Irregular cracks across the face of the scaffold plank. Usually a result of overloading, face cracks dramatically reduce the strength of the plank. Remove planks with face breaks from service permanently.
- **OTHER PHYSICAL SIGNS:** 1. Discoloration 2. Odor 3. Soft Spongy Wood (*Remove from service*)



Remember to immediately remove damaged scaffold planks from service. Damaged planks may result in injury or death.

For additional Safety Information or Training contact Kennison
Toll-free at 1-888-697-5585